


**QOTANA TECHNOLOGIES Ultra Wide Band Low Noise Amplifier 0.01GHz~50GHz**
**Features**

- Gain: 45dB Typical
- Noise Figure: 4.0dB Typical
- P1dB Output Power: +21dBm Typical
- Supply Voltage: +12V @ 550mA
- 50 Ohm Matched Input / Output
- Size: 1.379" x 1.891" x0.473"


**Typical Applications**

- Wireless Infrastructure
  - Military & Aerospace
  - Fiber Optics
- RF Microwave & VSAT  
Test Instrument

Parameter	Min.	Typ.	Max.	Min.	Typ.	Max.	Min.	Typ.	Max.	Units
Frequency Range	0.01		20	20		40	40		50	GHz
Gain	38	45		36	43		30	36		dB
Gain Flatness		±3.5			±3.5			±3.5		dB
Gain Variation Over Temperature (-45 ~ +85)		±1.5			±2.5			±4.0		dB
Noise Figure		4.0	6.0		5.0	9.0		9.0		dB
Input VSWR		2.0			2.5			2.8		: 1
Output VSWR		1.8			2.2			2.5		: 1
Output 1dB Compression Point (P1dB)	19	22		15	18		10	13		dBm
Saturated Output Power (Psat)		24			19			15		dBm
Output Third Order Intercept (IP3)		30			26			20		dBm
Supply Current (I <sub>dd</sub> ) (V <sub>cc</sub> =+12V)		550	580		550	580		550	580	mA
Isolation S12		-65			-58			-55		dB

Weight	1.76 ounces	Impedance	50ohms
Input /Output Connectors	2.4mm-Female	Material	Aluminum
Finishing	Standard: Gold 40 micron; Nickel 220 micron thickness	Package Sealing	Epoxy Sealing (Standard)
	Option: Gold 80 micron; Nickel 180 micron thickness		Hermetically Seal (Option with extra charge)

**QOTANA TECHNOLOGIES** Ultra Wide Band Low Noise Amplifier 0.01GHz~50GHz

**Absolute Maximum Ratings**

Operating Voltage	+15V
RF Input Power (RFIN)	@0.01-6GHz -22dBm @6-26.5GHz -18dBm @26.5-46GHz -15dBm

**Biasing Up Procedure**

Step 1	Connect Ground Pin
Step 2	Connect input and output
Step 3	Connect +12V biasing

**Power OFF Procedure**

Step 1	Turn off +12V biasing
Step 2	Remove RF connection
Step 3	Remove Ground

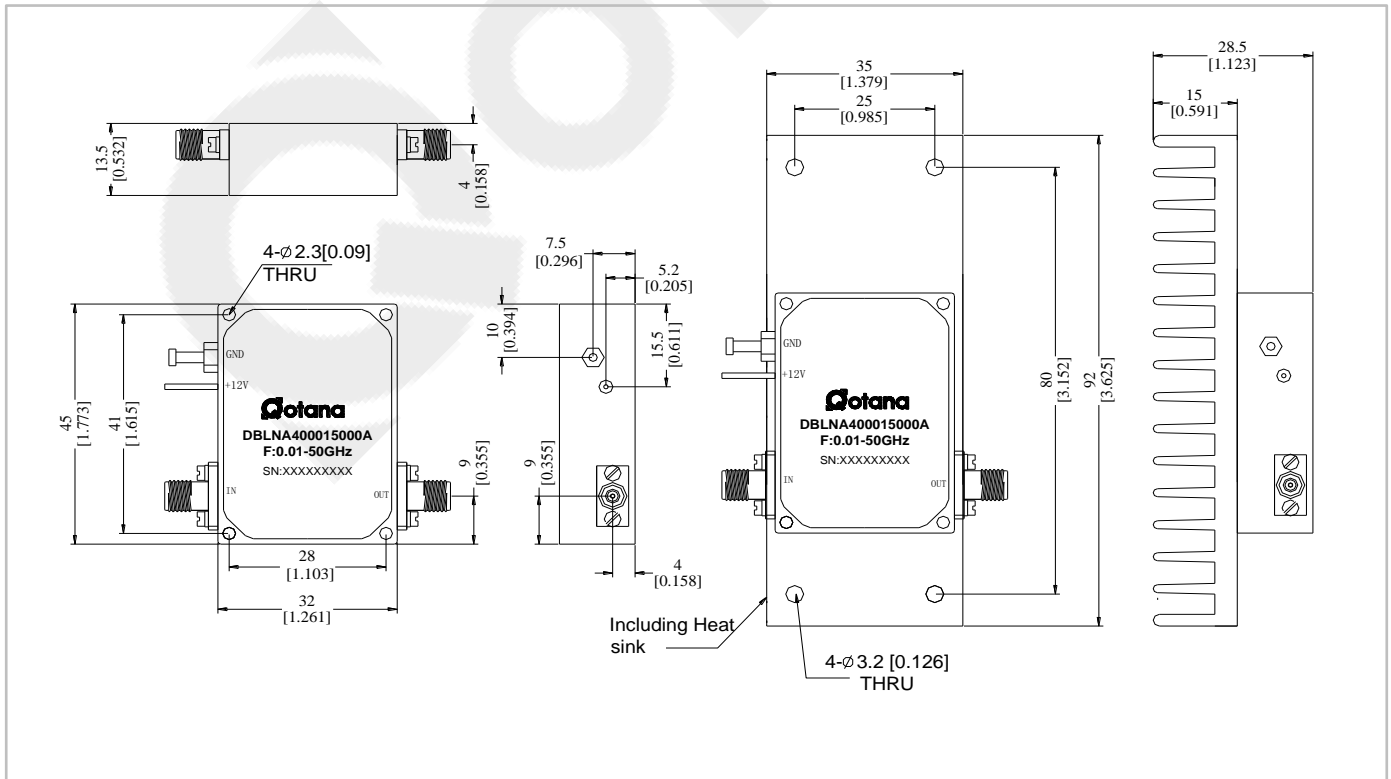
**Environmental Specifications**

Operational Temperature	-45°C~+85°C
Storage Temperature	-55°C~+125°C
Altitude	30,000 ft. (Epoxy Sealed Controlled environment)
	60,000 ft. 1.0psi min (Hermetically Sealed Un-controlled environment) (Optional)
Vibration	25g RMS (15 degrees 2KHz) endurance, 1 hour per axis
Humidity	100% RH at 35c, 95%RH at 40°c
Shock	20G for 11msec half sine wave,3 axis both directions

**Outline Drawing:**

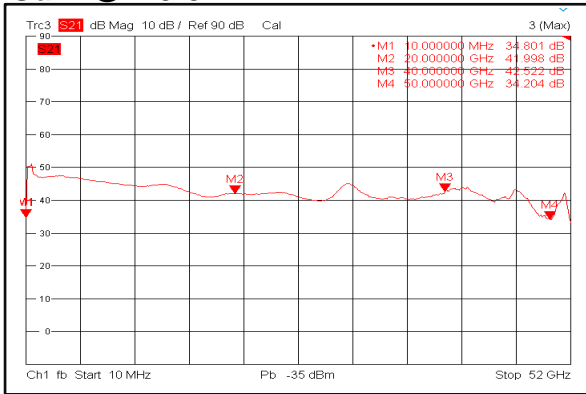
All Dimensions in mm (inches)

Heat Sink required during operation(Sold Separately)

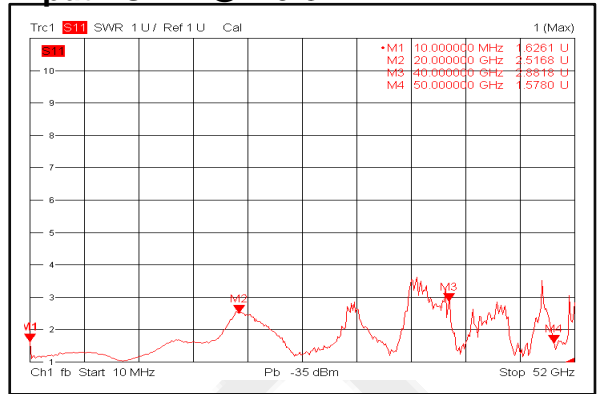


**QOTANA TECHNOLOGIES** Ultra Wide Band Low Noise Amplifier 0.01GHz~50GHz

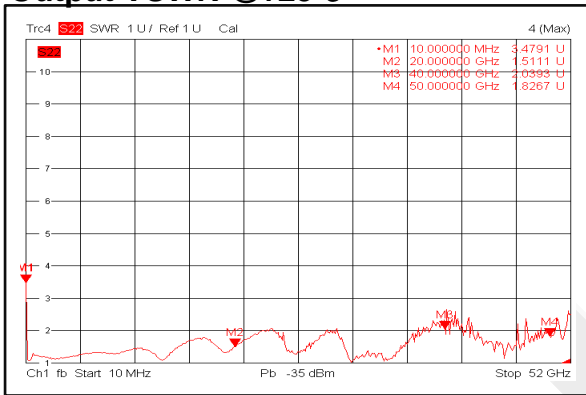
**Gain @+25°C**



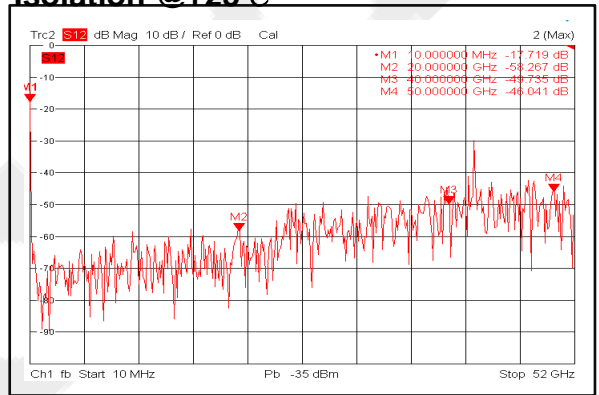
**Input VSWR @+25°C**



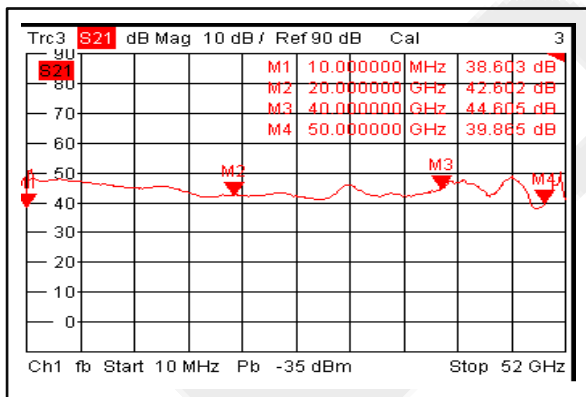
**Output VSWR @+25°C**



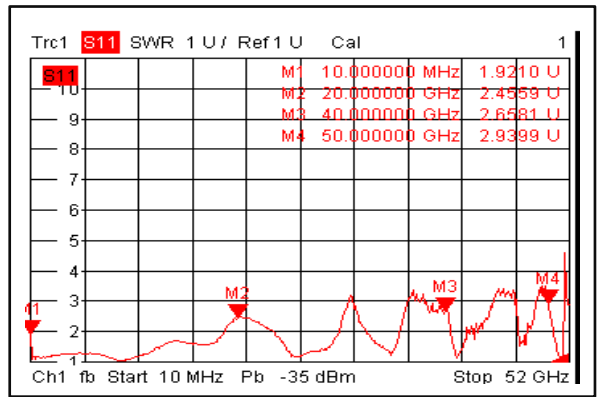
**Isolation @+25°C**



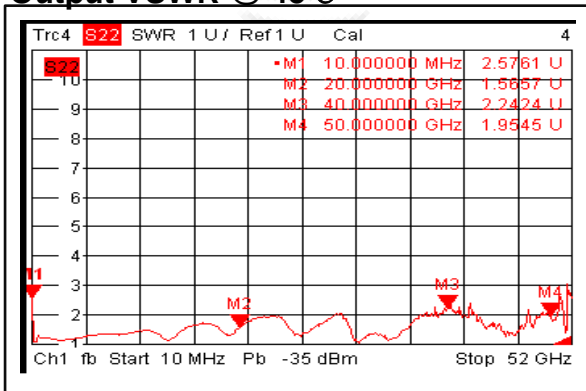
**Gain @-45°C**



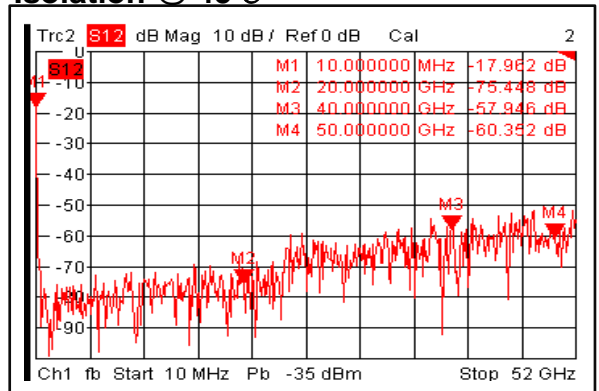
**Input VSWR @-45°C**



**Output VSWR @-45°C**

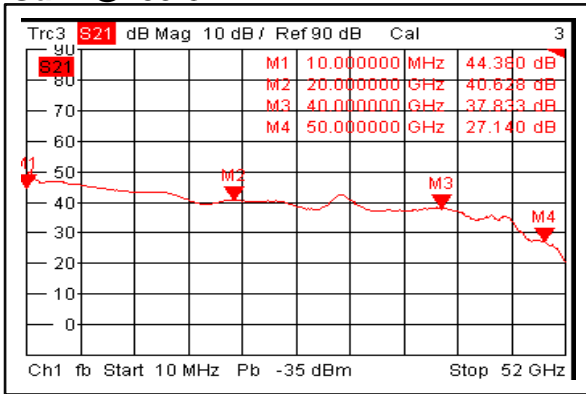


**Isolation @-45°C**

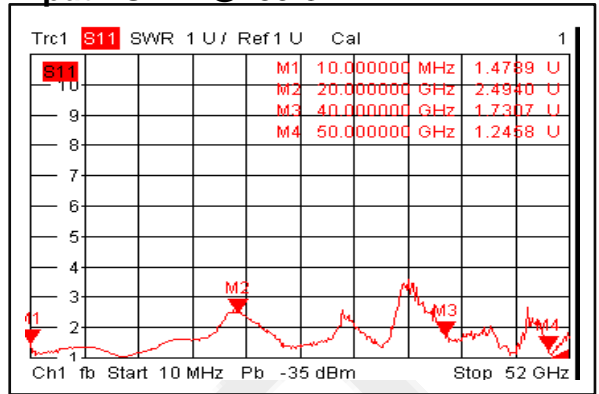


**QOTANA TECHNOLOGIES** Ultra Wide Band Low Noise Amplifier 0.01GHz~50GHz

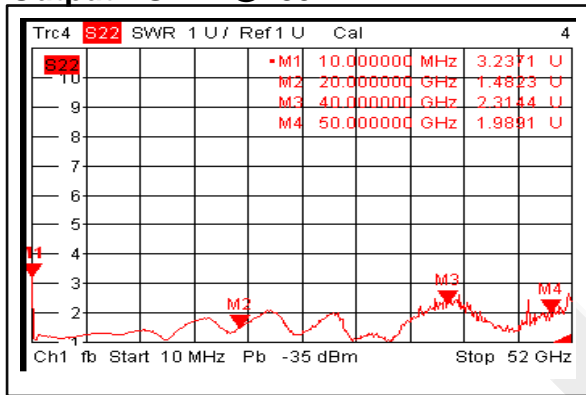
**Gain @+85°C**



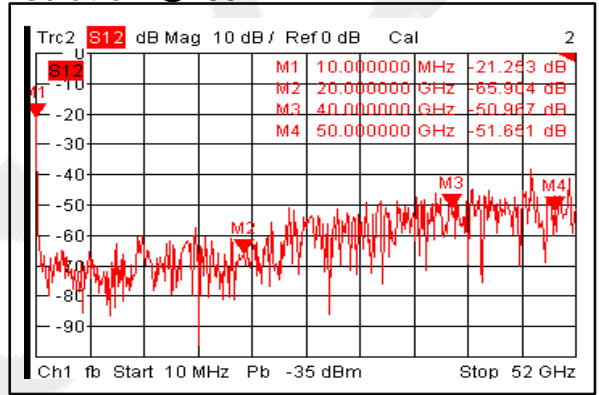
**Input VSWR @+85°C**



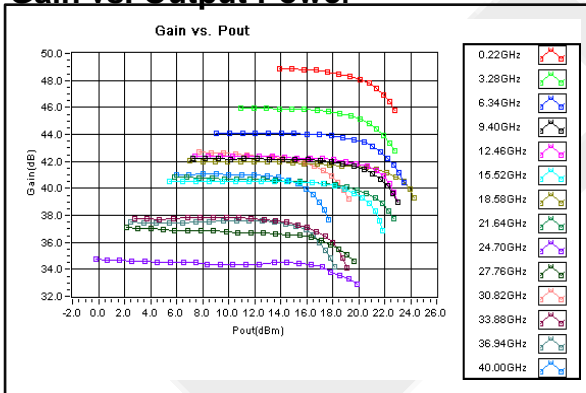
**Output VSWR @+85°C**



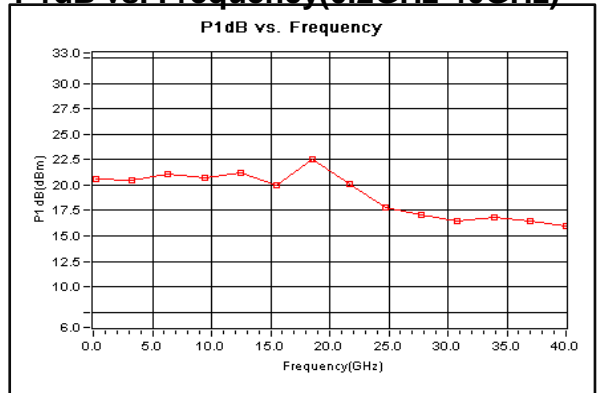
**Isolation @+85°C**



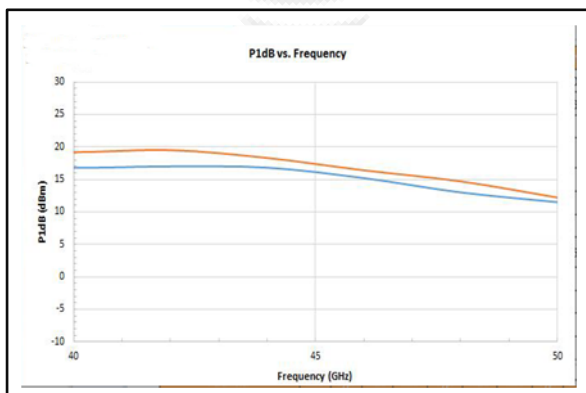
**Gain vs. Output Power**



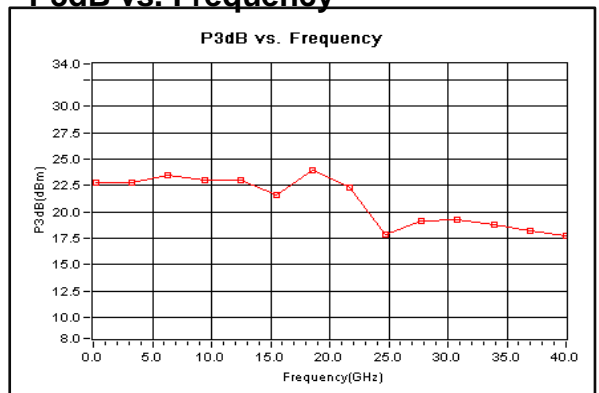
**P1dB vs. Frequency(0.2GHz-40GHz)**



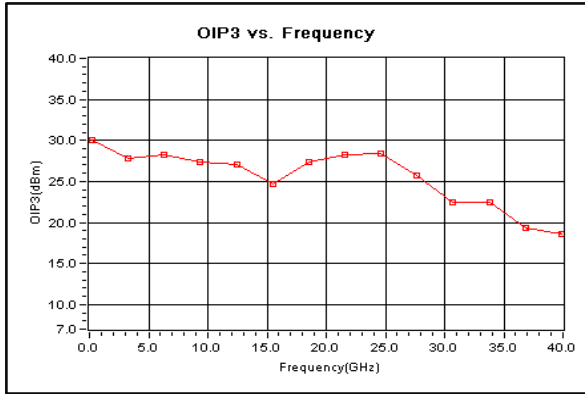
**P1dB vs. Frequency(40GHz-50GHz)**



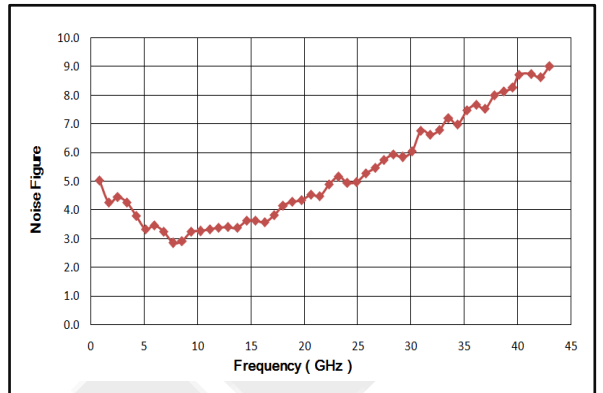
**P3dB vs. Frequency**



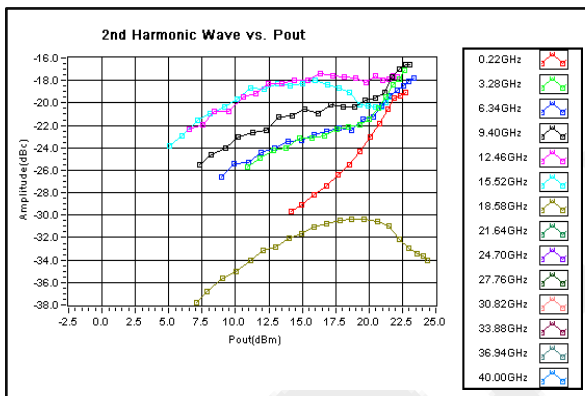
### Output Third order Intercept (IP3)



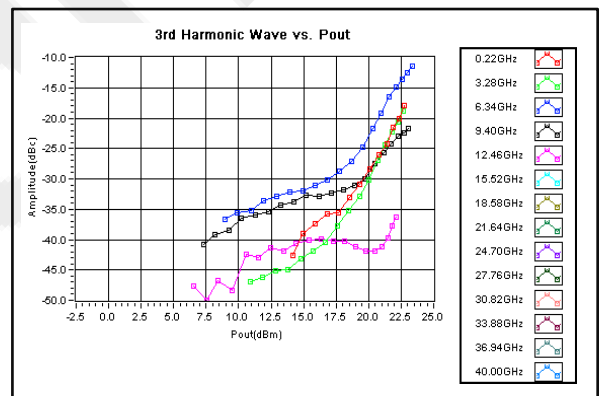
### Noise Figure(200MHz-43.5GHz)



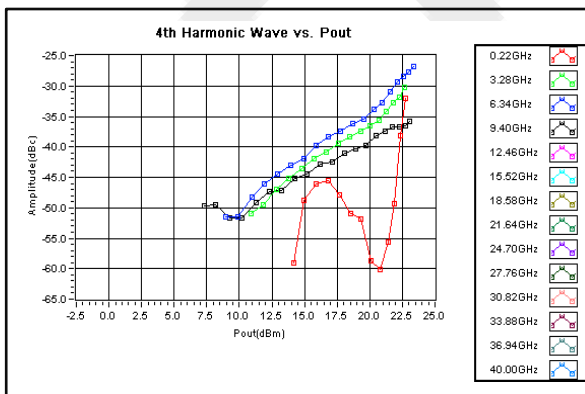
### 2nd Harmonic Wave Output Power



### 3rd Harmonic Wave Output Power



### 4th Harmonic Wave Output Power



QOTANA TECHNOLOGIES and its affiliates reserve the right to make changes to the product(s) or information contained herein without notice. Visit [www.qotana.com](http://www.qotana.com) for additional data sheets and product information.